

## High Productivity Cooking Smart Electric Boiling Pan 300lt, 600mm tilting height

ITEM # \_\_\_\_\_

MODEL # \_\_\_\_\_

NAME # \_\_\_\_\_

SIS # \_\_\_\_\_

AIA # \_\_\_\_\_


**232222 (SM6B300)**

 Electric Boiling Pan 300lt,  
with 600mm tilting height

### Short Form Specification

#### Item No. \_\_\_\_\_

AISI 304 stainless steel construction; deep drawn pan with rounded edges manufactured from AISI 316 stainless steel. Pan can be tilted beyond 90° to completely empty the food. Motorised tilting with tilting axis located at the front of the pan to keep the pouring lip high and allow tall vessels to be filled. Food is uniformly heated via the base and the side walls of the pan by an indirect heating system using integrally generated saturated steam at a temperature of 120°C in a jacket with an automatic deaeration system. Safety valve avoids overpressure of the steam in the jacket. Safety thermostat protects against low water level. Max pressure at 1,5 bar. Programmable water filling system. High thermal input and fast heat up. Heavy duty balanced stainless steel lid, easy to remove and turn to facilitate cleaning. The insulation allows a lower temperature on the outer panels. The foamed thermal insulation guarantees a cool upper edge of the cooking vessel surface. IPX5 water protection. For freestanding installation one left column is necessary for each unit. 600mm tilting height.

### Main Features

- 600 mm tilting height minimum.
- Food is uniformly heated through the base and side walls of the pan by an indirect heating system which uses integrally generated saturated steam at a temperature of 120°C in a jacket with an automatic deaeration system.
- Fast working thanks to the high efficient heating technology and well insulation that keeps the heat inside the well.
- Electronic control with possibility to store up to 50 programs, large display for easy use and a complete control over the following functions: start, cooking time, temperature and water filling.
- Curved pan base guarantees that the appliance is also suitable to prepare small quantities of food.
- Constructed to meet the highest hygiene standards.
- Compliant to CE requirements for safety.
- Safe thanks to the higher water protection IPX5 and the lower temperature outside the panels.
- Isolated upper well rim avoids risk of harm for the user.
- High thermal input and fast heat up.
- Safety thermostat protects against low water level.
- Safety valve avoids overpressure of the steam in the jacket.
- OPTIONS (to be ordered with the machine and must be installed in the factory):  
- Spray gun - integrated spray unit

### Construction

- Ergonomic and user friendly thanks to the high tilting position and the pouring lip design which allow to easily fill containers.
- Tilting axis located at the front and upper position of the pan to keep the pouring path short when filling different types of vessels.
- Vessel can be tilted beyond 90° to completely empty the food.
- Motorised tilting.
- Max pressure 1,5 bar.
- AISI 304 stainless steel construction with AISI 316 stainless steel deep drawn pan with rounded edges.

### Sustainability

- High-quality thermal insulation of the pan saves energy and keeps operating ambient temperature low.

### Optional Accessories

- Strainer 300lt PNC 928028 ☐
- Kit for a correct and easy positioning and installation of 150-300 lt pan (for a correct installation you need 2 for each pan) PNC 928030 ☐

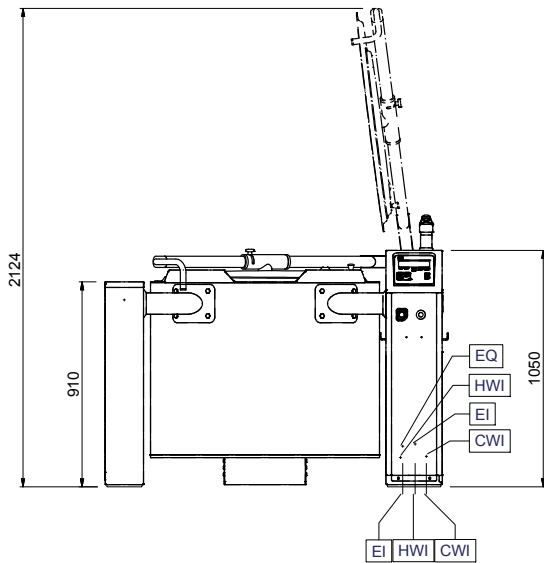
APPROVAL: \_\_\_\_\_



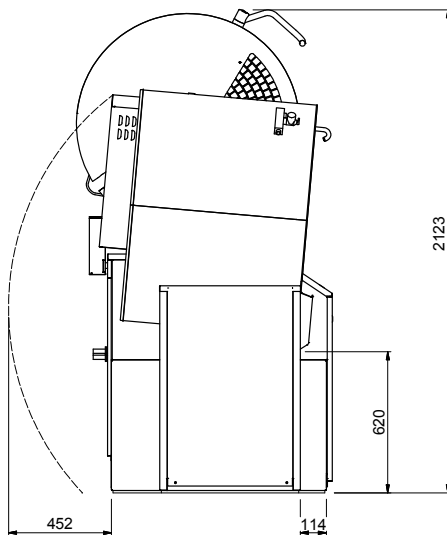
**Electrolux**  
PROFESSIONAL

## High Productivity Cooking Smart Electric Boiling Pan 300lt, 600mm tilting height

Front

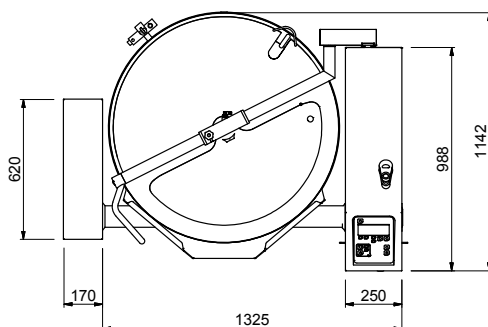


Side



- CWI = Cold Water inlet 1 (cleaning)  
EI = Electrical inlet (power)  
HWI = Hot water inlet

Top



High Productivity Cooking  
Smart Electric Boiling Pan 300lt, 600mm tilting height

The company reserves the right to make modifications to the products  
without prior notice. All information correct at time of printing.

2025.07.01

**Electric**

Supply voltage: 400 V/3N ph/50-60 Hz  
Electrical power, max: 50 kW

**Installation:**

Distance back floor tilted: 620 mm

**Key Information:**

Working Temperature MIN: 30 °C  
Working Temperature  
MAX: 121 °C  
Vessel (round) diameter: 892 mm  
Vessel (round) depth: 589 mm  
External dimensions,  
Width: 1495 mm  
External dimensions,  
Depth: 1145 mm  
External dimensions,  
Height: 1050 mm  
Net vessel useful capacity: 300 lt  
Tilting mechanism: Automatic  
Bearing: Front